

ROUND workstations



FEATURES

- Modular system includes desks, storage units and accessories
- Desks are easy to assemble, cabinets are assembled
- Cabinets are assembled, shelf units available both assembled and unassembled
- Shelf units can be assembled or flat pack
- All electrical components are easier to install before mounting table tops
- Convenient wire management in storage units

QUALITY STANDARDS

- EN 14073-1:2004 (storage units)
- EN 14073-2:2004 (desks and storage units)
- EN 14073-3:2004 (desks and storage units)
- EN 14074:2004 (desks and storage units)

GUARANTEE

- 5 years

TECHNICAL INFORMATION

DESKS

Desktop

- 25 mm MFC (melamine) with 2 mm ABS edges;
- Melamine table top with 2 mm ABS edging or R100 Rounded corners;
- 8 mm gap between the legs and the desktop;
- 40 mm gap between the desktops in back to back benches (depth of benches – 1440/1640).

Metal beam

- Metal tube – 40x20 mm;
- With welded metal plates for Round leg fixing;
- Powder coated metal.

Leg

- Bended metal tube – 40x20 mm;
- Powder coated metal;
- Plastic feet with height levelling (10 mm).

Desktop type



Plain desktop

Desktop with a scallop for wire management

Desktop with a cut-out for grommet and wire management

Edge type



ABS edge (melamine)

R100 Rounded corners (melamine)

Screens and accessories

- NOVA fabric;
- ROUND cable trays;
- Cable ducts, wire management and power supply products listed in pricelist.

CABINETS

Carcass

- 18 mm MFC (melamine) with 1 mm ABS edging.

Top and bottom

- 18 mm MFC (melamine) with 1 mm ABS edging;
- 25 mm MFC (melamine) with 2 mm ABS edging.

Back

- Made of 18 mm MFC (melamine).

Shelves

- Made of 18 mm MFC (melamine) with 1 mm ABS edging;
- Shelf in open cabinet, load max – 30 kg;
- Shelf in closed cabinet, load max – 15 kg.

Doors

- Doors with hinges in 18 mm MFC (melamine) with 1 mm ABS edging;
- 107° opening angle with soft closing function.

Sliding doors

- Made of 18 mm MFC (melamine) with 1 mm ABS edging;
- With plastic runners;
- Plastic slide profile.

Metal frame legs

- Powder coated metal;
- Metal tube leg Ø30 mm;
- Metal beam 30x40 mm;
- Plastic legs with height levelling +- 10 mm.

Drawers

- Made of 16 mm MFC (melamine) with 1mm ABS edging (inside only white);
- Facade made of 18 mm MFC (melamine) with 1 mm ABS edging;
- Bottom is made of 12 mm MFC (melamine);
- Full extension ball bearing slides with soft close, which are visible;
- Central locking (without anti-tilt);
- Small drawer can hold up to 10 kg, file drawer up to 20 kg.

Handles

- Recessed handles 145x42x15 mm (EC, MC, AC, T1C) from aluminium, powder coated.

SHELF UNITS

Carcass

- 18 mm MFC (melamine) with 1 mm ABS edging.

Top and bottom

- 18 mm MFC (melamine) with 1 mm ABS edging;
- 25 mm MFC (melamine) with 2 mm ABS edging.

Back

- Made of 18 mm MFC (melamine).

Sliding doors

- Made of 18 mm MFC (melamine) with 1 mm ABS edging;
- With plastic runners;
- Plastic slide profile.

Handles

- Recessed handles 145x42x15 mm (EC, MC, AC, T1C) from aluminium, powder coated.

TOP PANEL

- Made of 25 mm MFC melamine with 2 mm ABS edging;
- One size: 1800x400x25 mm.

FABRIC BACK PANEL

- Made of 16 mm MFC (melamine);
- VB2240 foam (3 mm);
- Upholstered with fabric;
- One size: 896x482x22 mm.

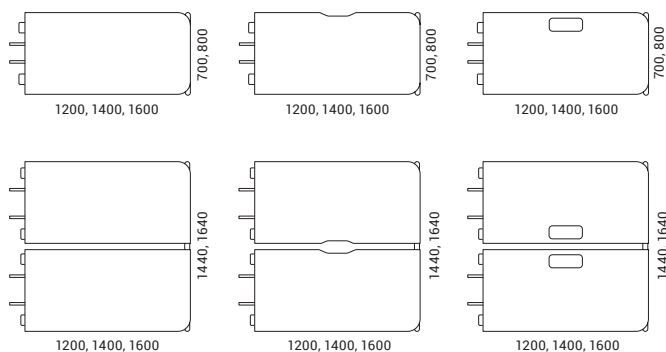
RANGE

DESKS

Rounded



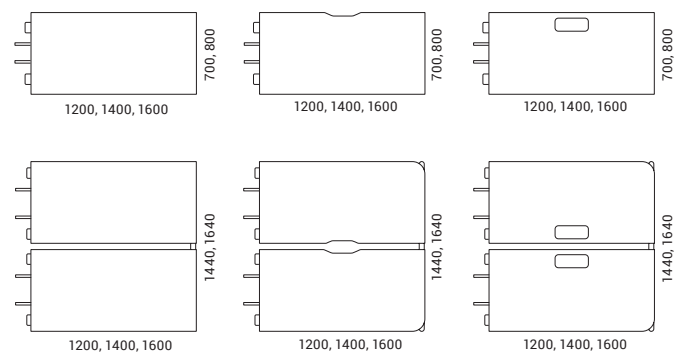
H 740



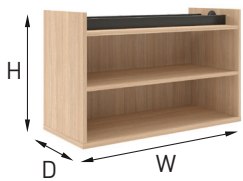
Rectangular



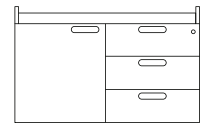
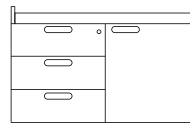
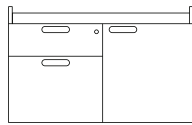
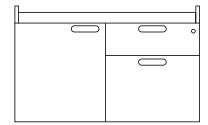
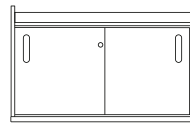
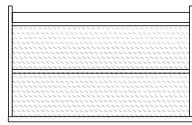
H 740



CABINETS



W 900
D 400/420 (with doors)
H 565

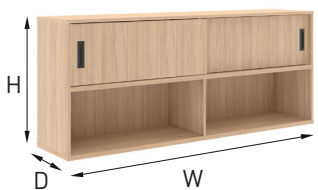
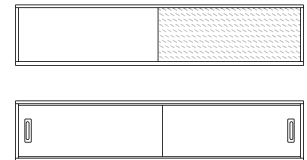
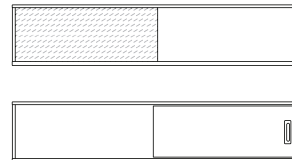
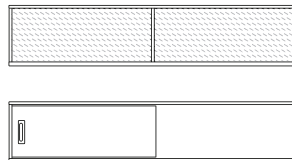


Cabinets come in 6 design types, each of which has three options. Depending on which side the cut-out for convenient wire management is, middle unit, left unit, right side unit is available.

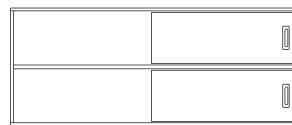
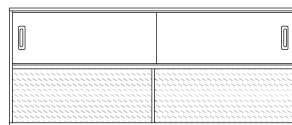
SHELF UNITS



W 1800
D 400
H 380



W 1800
D 400
H 742



Must be ordered for desks
(for desktops with cut-out)



Metal grommet or power unit with metal frame

Optional for desks



Power socket blocks



Cable trays



Cable clips



Cable ducts



Wires

Must be ordered for storage units*



Metal frame with legs



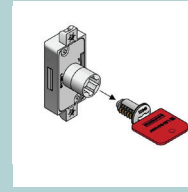
Shelf unit or top panel



Optional for storage units



Master key



Removal key



Cylinder lock with 2 keys



Fabric back panel



Power units



Wires

*Read the additional information

ADDITIONAL INFORMATION



- In the open position, the sliding inner door is visible. There is a gap of 25 mm between the handle and the edge of the left door. Door brakes can be re-assembled, if required, and the door will fully open (more information in assembly scheme).



- On the top of the cabinet you can notice a metal frame, which can be fixed in two ways: with screws or pressed to magnets. The looser fixing (magnets) is done for cable management.



- There are no base holes in the cabinet for fixing the fabric panel. And this product is only suitable with cabinets.



- Combination of two cabinets must be ordered for workstation. Metal frame with legs and cabinet top are constructed to fit two-cabinets combination only. Cabinet top or shelf unit must be ordered to complete workstation combination.



- When you combine two cabinets, there is a seamless +2 mm gap between them.




- The file drawer can be used to stack items or hang files. Formats that are suitable: 309, 330.



- Between two metal beams, power unit can be placed. There is a free space of W-862, D-172, H-80 mm. While choosing the power unit, you have to consider if it will fit between the gap.



- Between the metal beam and the top of the cabinet, there is a 30 mm gap. The space is convenient for wires, all types of wires can be passed through it.



- Also, the metal frame is removable, which means that all types of plugs can be inserted through it when there is a larger gap.